

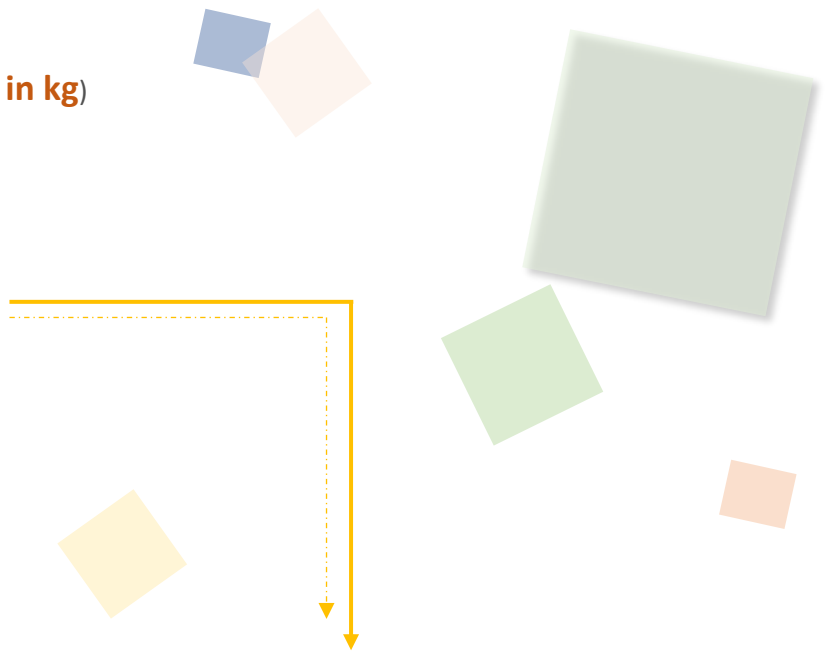
Trading Volume & Amount in Charts

■ VOLUME

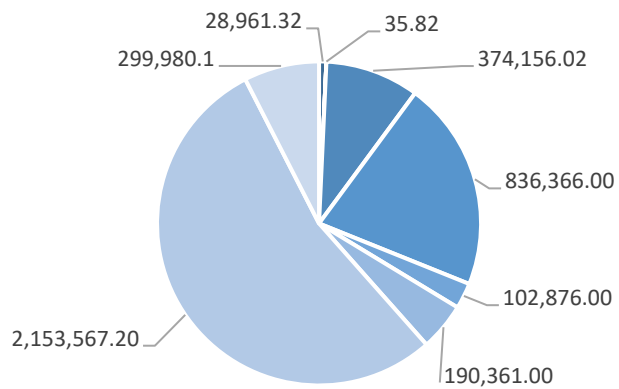
Popular Products (Trading Volume, in kg)

Total: 192,715,745.50

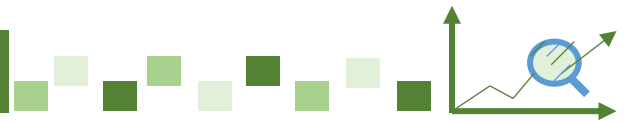
- ◆ Au Products: 3,986,303.50
- ◆ Ag (T+D): 186,808,886.00
- ◆ Others: 1,920,556.00



Popular Au Products Trading Volume (in kg)



■ iAu9999 ■ PGC30g ■ Au99.99 ■ Au(T+D) ■ SHAU ■ mAu(T+D) ■ PAu99.99 ■ Others



Trading Volume & Amount in Charts

AMOUNT

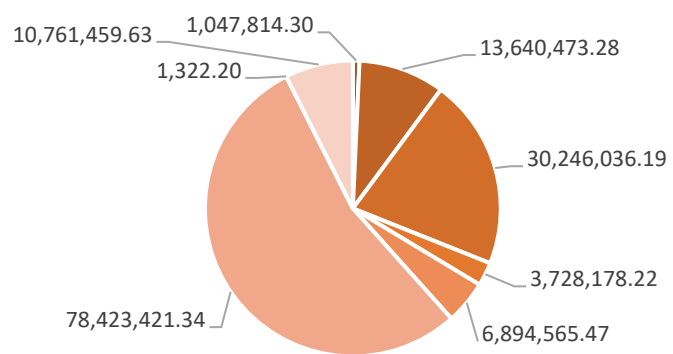
Popular Products (Trading Amount, in 10,000 RMB)

Total: 244,796,772.85


- ◆ Au Products: 144,743,270.63
- ◆ Ag (T+D): 98,797,887.93
- ◆ Others: 1,255,614.29



Popular Au Products Trading Amount (in 10,000 RMB)




■ iAu9999 ■ Au99.99 ■ Au(T+D) ■ SHAU ■ mAu(T+D) ■ PAu99.99 ■ PGC30g ■ Others

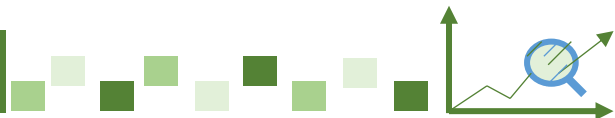




Trading Volume & Amount in Details


Trading Volume (in kg)							
Contract	Previous Month Daily Average	Present Month Daily Average	Previous Month accumulative total	Present Month accumulative total	Month-on -Month	Year-on -Year	Present Year accumulative total
Au99.95	469.60	465.30	7,044.00	10,702.00	51.93%	118.85%	30,142.00
Au99.99	14,920.48	16,267.65	223,807.20	374,156.02	67.18%	11.50%	889,472.44
Au100g	39.00	32.62	585.00	750.20	28.24%	-43.55%	1,951.80
Au995	0.00	0.00	0.00	0.00	-	-100.00%	0.00
PGC30g	0.55	1.56	8.22	35.82	335.77%	-61.88%	51.24
iAu9999	1,465.24	1,259.19	21,978.60	28,961.32	31.77%	-41.65%	83,851.84
iAu100g	0.00	0.02	0.00	0.40	-	-88.24%	2.20
iAu995	0.00	2.17	0.00	50.00	-	-	50.00
Au(T+D)	38,728.27	36,363.74	580,924.00	836,366.00	43.97%	-78.75%	2,146,028.00
mAu(T+D)	8,419.67	8,276.57	126,295.00	190,361.00	50.73%	-73.81%	483,632.40
Au(T+N1)	65.67	191.82	985.00	4,411.80	347.90%	-50.09%	13,650.40
Au(T+N2)	153.65	99.13	2,304.80	2,280.00	-1.08%	-29.14%	8,752.00
NYAuTN06	192.29	154.36	2,884.40	3,550.20	23.08%	-83.09%	12,416.60
NYAuTN12	73.29	111.02	1,099.40	2,553.40	132.25%	-72.66%	4,756.80
PAu99.95	5,466.67	3,623.48	82,000.00	83,340.00	1.63%	-58.16%	420,940.00
PAu99.99	72,630.69	93,633.36	1,089,460.40	2,153,567.20	97.67%	-42.07%	4,454,085.60
IPAu99.99	5,618.15	7,447.04	84,272.18	171,281.94	103.25%	-75.98%	450,753.16
OAu99.99	320.00	915.66	4,800.00	21,060.20	338.75%	-62.01%	76,460.20
LAu99.95	0.00	0.00	0.00	0.00	-	-	0.00
LAu99.99	0.00	0.00	0.00	0.00	-	-	0.00
SHAU	4,070.40	4,472.87	61,056.00	102,876.00	68.49%	130.15%	256,370.00
Pt99.95	356.00	414.17	5,340.00	9,526.00	78.39%	-55.33%	23,724.00
Ag99.99	264.00	416.09	3,960.00	9,570.00	141.67%	-86.83%	25,020.00
Ag(T+D)	11,307,316.93	8,122,125.48	169,609,754.00	186,808,886.00	10.14%	-49.23%	622,564,898.00
PAg99.99	109,224.00	33,579.13	1,638,360.00	772,320.00	-52.86%	-0.98%	2,568,120.00
OAg99.99	0.00	0.00	0.00	0.00	-	-	0.00
SHAG	50,708.00	49,093.04	760,620.00	1,129,140.00	48.45%	116.22%	2,955,480.00
Au Products (in total)	152,633.61	173,317.54	2,289,504.20	3,986,303.50	74.11%	-59.43%	9,333,366.68
Ag Products (in total)	11,467,512.93	8,205,213.74	172,012,694.00	188,719,916.00	9.71%	-48.91%	628,113,518.00
Pt Products (in total)	356.00	414.17	5,340.00	9,526.00	78.39%	-55.33%	23,724.00
Total	11,620,502.55	8,378,945.46	174,307,538.20	192,715,745.50	10.56%	-49.18%	637,470,608.68

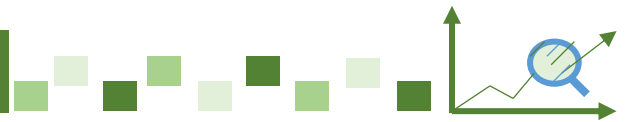




Trading Volume & Amount in Details

Trading Amount (in 10,000 RMB)							
Contract	Previous Month Daily Average	Present Month Daily Average	Previous Month accumulative total	Present Month accumulative total	Month-on-Month	Year-on-Year	Present Year accumulative total
Au99.95	17,681.78	16,876.59	265,226.72	388,161.67	46.35%	121.69%	1,133,630.97
Au99.99	562,943.17	593,064.06	8,444,147.59	13,640,473.28	61.54%	18.99%	33,335,438.97
Au100g	1,472.92	1,182.59	22,093.76	27,199.60	23.11%	-42.73%	73,344.62
Au995	0.00	0.00	0.00	0.00	-	-100.00%	0.00
PGC30g	20.88	57.49	313.18	1,322.20	322.18%	-61.56%	1,916.85
iAu9999	54,527.10	45,557.14	817,906.44	1,047,814.30	28.11%	-40.20%	3,152,865.98
iAu100g	0.00	0.63	0.00	14.40	-	-84.33%	76.50
iAu995	0.00	78.76	0.00	1,811.50	-	-	1,811.50
Au(T+D)	1,463,404.51	1,315,045.05	21,951,067.60	30,246,036.19	37.79%	-78.35%	80,549,914.71
mAu(T+D)	318,162.04	299,763.72	4,772,430.53	6,894,565.47	44.47%	-73.23%	18,161,722.43
Au(T+N1)	2,503.61	6,968.01	37,554.14	160,264.12	326.75%	-47.89%	518,336.88
Au(T+N2)	6,028.57	3,651.54	90,428.57	83,985.50	-7.13%	-27.69%	339,559.80
NYAuTN06	7,286.78	5,586.44	109,301.74	128,488.06	17.55%	-82.94%	474,583.19
NYAuTN12	2,819.47	4,077.03	42,292.06	93,771.68	121.72%	-72.29%	179,962.95
PAu99.95	206,213.55	131,466.24	3,093,203.30	3,023,723.48	-2.25%	-58.38%	16,221,643.34
PAu99.99	2,754,757.32	3,409,713.97	41,321,359.86	78,423,421.34	89.79%	-40.65%	167,009,213.98
IPAu99.99	215,641.89	268,711.25	3,234,628.37	6,180,358.73	91.07%	-75.83%	17,129,125.50
OAU99.99	10,190.40	29,290.47	152,856.00	673,680.90	340.73%	-66.93%	2,901,113.70
LAu99.95	0.00	0.00	0.00	0.00	-	-	0.00
LAu99.99	0.00	0.00	0.00	0.00	-	-	0.00
SHAU	153,723.72	162,094.71	2,305,855.80	3,728,178.22	61.68%	132.20%	9,635,704.81
Pt99.95	9,130.69	10,488.18	136,960.29	241,228.08	76.13%	-35.16%	582,996.23
Ag99.99	150.37	220.48	2,255.59	5,071.08	124.82%	-78.45%	13,384.85
Ag(T+D)	6,343,856.38	4,295,560.34	95,157,845.73	98,797,887.93	3.83%	-26.59%	335,914,318.29
PAg99.99	61,436.50	17,939.33	921,547.46	412,604.56	-55.23%	50.26%	1,419,257.23
OAg99.99	0.00	0.00	0.00	0.00	-	-	0.00
SHAG	28,274.52	25,943.94	424,117.77	596,710.57	40.69%	212.33%	1,590,073.97
Au Products (in total)	5,777,377.71	6,293,185.68	86,660,665.65	144,743,270.63	67.02%	-58.53%	350,819,966.64
Ag Products (in total)	6,433,717.77	4,339,664.09	96,505,766.55	99,812,274.14	3.43%	-26.11%	338,937,034.34
Pt Products (in total)	9,130.69	10,488.18	136,960.29	241,228.08	76.13%	-35.16%	582,996.23
Total	12,220,226.17	10,643,337.95	183,303,392.50	244,796,772.85	33.55%	-49.47%	690,339,997.21





Other Market Data

Delivery Volume

Delivery Volume (in kg)		
	Gold	Silver
Delivery Volume (Present Month)	828,175.16	4,194,060.00
Trading Volume (Present Month)	1,557,054.16	187,947,596.00
Delivery Ratio (Present Month)	53.19%	2.23%
Delivery Volume (Accumulative Total)	2,121,870.52	11,701,650.00
Trading Volume (Accumulative Total)	3,931,127.72	625,545,398.00
Delivery Ratio (Accumulative Total)	53.98%	1.87%
Withdrawal Volume (Present Month)	167,742.86	430,320.00
Withdrawal Volume (Accumulative Total)	419,624.11	682,200.00

Price Comparison Chart (Gold)

